


# Series 3150 Front Load Box Furnace for AMS 2750 Testing

This specially enhanced furnace uses our time proven design of the standard 3150 box furnace with improved heating uniformity features. Tailored around those who are working with the AMS 2750 requirements, this furnace has a supplied port for the customer's thermocouples during the TUS. The port reduces damage to insulation, which is important in maintaining the furnace performance. There are 3 areas that cause failures in the uniformity testing: burned out elements, wear to the door, and wear to the front face of the furnace. We have addressed these issues by supplying a long lasting hardboard insulation on the front and an easily replaceable blanket fiber lined door. If the time ever comes that the elements need to be changed out, it is as simple as unwiring the terminals and pulling them out.




## Features

- Standard construction features include a durable stainless steel shell and ceramic fiber insulation
- Replacement elements are available. Estimated shipping from our facility of 5 – 10 days after purchase
- All Series 3150 Box Furnaces have a maximum temperature rating of 1200° C (2192° F)
- Standard replaceable ceramic hearth plate

## Product Specifications

Internal Size	12" W x 13 ½" H x 12" D
Inside Class 2 Area	8" W x 8" H x 8" D
External	21" W x 22" H x 22 ¾" D
Mounting	Benchtop
Elements	Kanthal A1
Power	230 V 1PH, 5000 Watts, 21.7 AMP


## Exclusive Features



Blanket filled door for a positive seal and allows for easy customer replacement.



Wall mounted elements for easy access and no insulation removal required for replacement.



Ceramic tube port for thermocouples during temperature survey. When not in use, an insulating plug is supplied.